

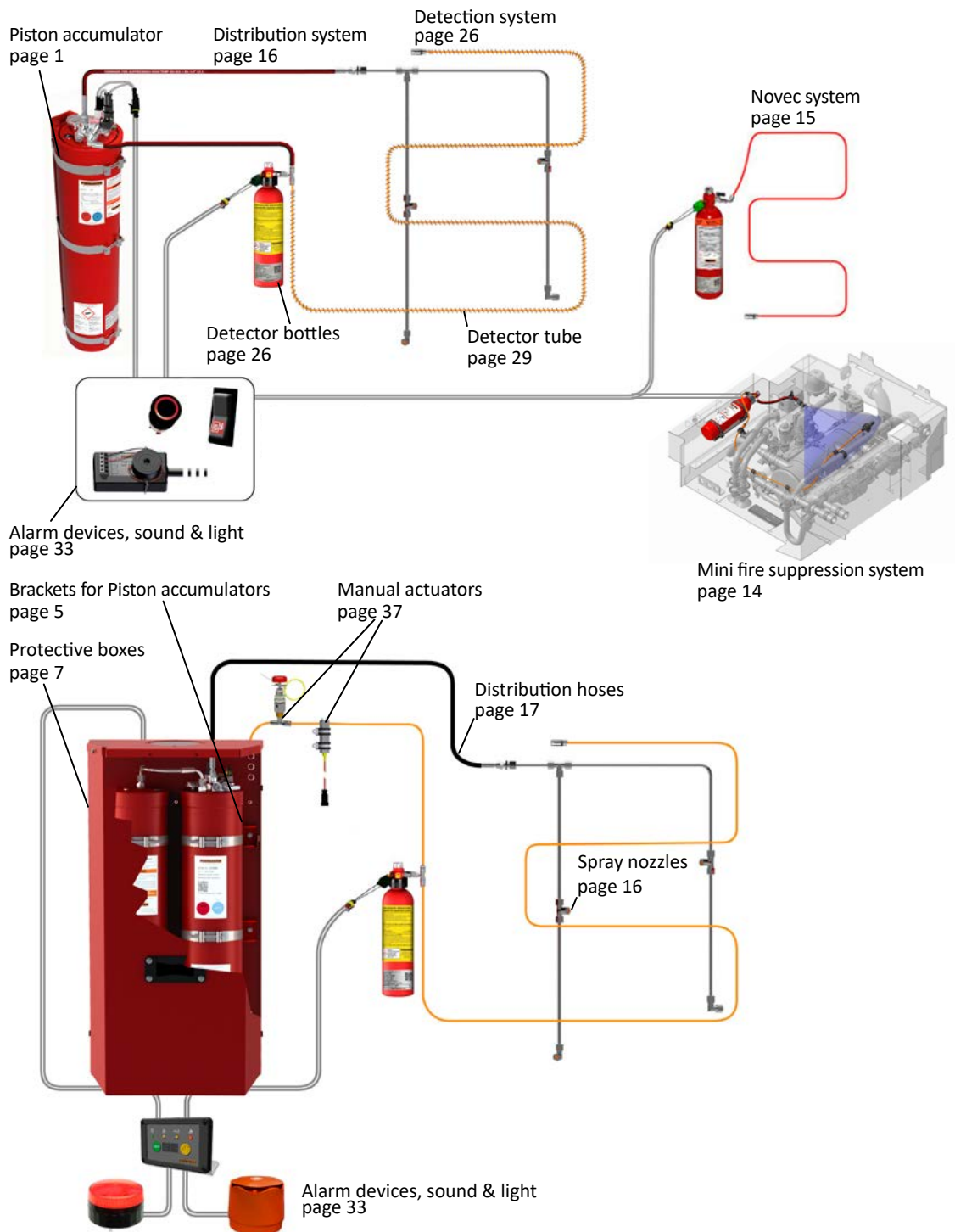


PRODUCT CATALOGUE

News in this version:

9.5 L Piston accumulator, [p3](#), Bracket kits, [p8](#), Silicone caps, [p12](#), [27](#), [39](#), 10-year service kits, [p13](#), Plug & Play kits, [p33](#), Red actuator button, [p38](#), Aftermarket Brochure, [p54](#) and more...

Follow this symbol:



Contents

Explanation of the part number series	page IV
Piston accumulator, Ø 151	page 1
Piston accumulator, Ø 178	page 3
Brackets for Piston accumulator	page 5
Protective boxes	page 7
Service details for Piston accumulators	page 10
MFSS-Mini Fire Suppression System	page 14
Novec™ extinguisher	page 15
Distribution system	page 16
Spray nozzles	page 16
Distribution hoses	page 17
Piping/Fittings for hoses and pipes	page 22
Detection system	page 26
Detector bottles	page 26
Detector tube, protection coil and protective conduit	page 29
6 mm couplings	page 30
Other Installation materials	page 31
Alarm units	page 33
Pull handles and manual actuators	page 37
Tools	page 40
Extinguishant and detector liquid	page 43
Technical documentation	page 44
Labels and Signs	page 48
Demo boards, customer case	page 53
Brochures	page 54
Index	page 55

DISCLAIMERS

Only FOGMAKER certified personnel may perform installation and maintenance of the Fogmaker fire suppression system.

FOGMAKER cannot be held responsible for any non-functioning fire suppression systems if the manuals (8043/8011/8010-002) and inspection plan are not followed.

Explanation of the part number series for Piston accumulator:

Single cylinders:

Part numbers for single cylinders start with **10XX** or **11XX**.

The third digit indicates the volume: **3 = 3.3 L**, **4 = 4.0 L**, **6 = 6/6.5 L**, **7 = 7.5 L**, **9 = 9.5 L**, **12 = 11.5 L**.

The fourth digit indicates the type of activation:

- 0** = mechanical wire
- 1** = electric charge
- 2** = hydropneumatic detector tube.

The following additions may appear on item numbers:

- **AIR** = no gas or liquid, intended for air freight
- **TF** = Temperature fuse (all Ø178-models include Temp fuse)
- **02** = Pressure Switch, AMP connector
- **020** = Release Valve, Generation 2
- **030** = Release Valve, Generation 2 with signal module
- **M** = Electrical metron
- **08** = UL-certified piston accumulator
- **R107** = R107-certified piston accumulator

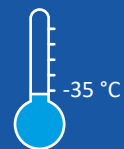
UL Certified Systems

Items marked with ^{ul} are used in UL-certified systems.



NOTE!


Unless otherwise stated, the extinguishant in all Piston accumulators is frost resistant down to -35 °C



Piston accumulators, Ø 151


Piston accumulator, 3.3 L

Weight (filled) ~ 11 kg, Height: 440 mm,
depth with bracket ~ 176 mm

Description	Item number	
	Hydropneumatic valve, pressure switch, signal module	1032-02-030
	Hydropneumatic valve, pressure switch, signal module and temperature fuse	1032-02-030-TF
	EMPTY Piston accumulator, hydropneumatic valve, pressure switch, signal module and temperature fuse	1032-02-030-TF-AIR
	Mechanical valve	1030-020
	Mechanical valve, approved: FIA EX.047.18	1030-047-020
	Mechanical valve, approved: FIA EX.047.18 EXT.001 Alcohol-resistant suppressant	1030-047-07-020
	Electrical valve, pressure switch, signal module	1031-02-030-M


Piston accumulator, 4 L

Weight (filled) ~ 12.5 kg, Height: 485 mm.
Depth with bracket ~ 176 mm

Description	Item number	
	Hydropneumatic valve, pressure switch, signal module	1042-02-030
	Hydropneumatic valve, pressure switch, signal module and temperature fuse	1042-02-030-TF
	EMPTY Piston accumulator, hydropneumatic valve, pressure switch, signal module and temperature fuse	1042-02-030-TF-AIR
	EMPTY Piston accumulator for air freight, hydropneumatic valve, pressure switch, signal module.	1042-02-030-AIR
	Hydropneumatic valve, pressure switch, signal module. UL listed	1042-02-08-030 ^{UL}
	Electrical valve, pressure switch, signal module	1041-02-030-M
	EMPTY Piston accumulator for air freight, electrical valve, pressure switch, signal module	1041-02-030-M-AIR
	Mechanical valve, pressure switch, signal module	1040-02-030


Piston accumulator, 6.5 L

Weight (filled) ~ 17.5 kg, Height: 740 mm.
Depth with bracket ~ 176 mm

Description	Item number	
	Hydropneumatic valve, pressure switch, signal module	1062-02-030
	EMPTY Piston accumulator for air freight, hydropneumatic valve, pressure switch, signal module.	1062-02-030-AIR
	Hydropneumatic valve, pressure switch, signal module and temperature fuse	1062-02-030-TF
	EMPTY Piston accumulator, hydropneumatic valve, pressure switch, signal module and temperature fuse	1062-02-030-TF-AIR
	Hydropneumatic valve, pressure switch, signal module. R107	1062-02-030-R107
	Hydropneumatic valve, pressure switch, signal module. UL listed	1062-02-08-030 ^{UL}
	Electrical valve, pressure switch, signal module (not for trains)	1061-02-030-M
	EMPTY Piston accumulator for air freight, electrical valve, pressure switch, signal module (not for trains)	1061-02-030-M-AIR
	Mechanical valve, pressure switch, signal module	1060-02-030

Piston accumulator, 7.5 L

Weight (filled) ~ 20 kg, Height: 805 mm.
Depth with bracket ~ 176 mm


Description	Item number	
	Hydropneumatic valve, pressure switch, signal module	1072-02-030
	EMPTY Piston accumulator for air freight, hydropneumatic valve, pressure switch, signal module.	1072-02-030-AIR
	Hydropneumatic valve, pressure switch, signal module and temperature fuse	1072-02-030-TF
	EMPTY Piston accumulator, hydropneumatic valve, pressure switch, signal module and temperature fuse	1072-02-030-TF-AIR
	Hydropneumatic valve, pressure switch, signal module. R107	1072-02-030-R107
	Hydropneumatic valve, pressure switch, signal module. UL listed	1072-02-08-030 ^{UL}
	Hydropneumatic valve, pressure switch, signal module 0 °C	1072-02-0-030
	Electrical valve, pressure switch, signal module (not for trains)	1071-02-030-M
	Mechanical valve, pressure switch, signal module	1070-02-030

Piston accumulator, Ø 178

Piston accumulator, 6 L

Weight (filled) ~ 20.5 kg, Height: 565 mm.

Depth with bracket ~ 208mm

Description	Item number	
	Hydropneumatic valve, pressure switch, signal module	1162-02-030
	EMPTY Piston accumulator for air freight, hydropneumatic valve, pressure switch, signal module.	1162-02-030-AIR
	Piston accumulator 6L HP/PS/Sig. mod. Temp fuse 178 mm	1162-02-030-R107
	Electrical valve, pressure switch, signal module	1161-02-030-M


2023

2023

Piston accumulator, 9.5 L


Weight (filled) ~ 28.5 kg, Height: 788 mm.

Depth with bracket ~ 208mm

Description	Item number	
	Piston accumulator 9,5L HP/PS/Sig. mod. Temp fuse 178 mm	1192-02-030
	Empty Piston accumulator 9,5L HP/PS/Sig. mod. Temp fuse 178 mm	1192-02-030-AIR
	Piston accumulator 9,5L R107 HP/PS/Sig. mod. Temp fuse 178 mm	1192-02-030-R107

Weight (filled): 33 kg, Height: 915 mm.
Depth with bracket ~ 208mm



Piston accumulator, 11.5 L

Description	Item number	
	Hydropneumatic valve, pressure switch, signal module	11122-02-030
	EMPTY Piston accumulator for air freight, hydropneumatic valve, pressure switch, signal module.	11122-02-030-AIR
	Piston accumulator 11.5L HP/PS/Sig. mod. Temp fuse 178 mm	11122-02-030-R107
	Electrical valve, pressure switch, signal module	11121-02-030-M
	EMPTY Piston accumulator for air freight, electrical valve, pressure switch, signal module	11121-02-030-M-AIR
	Mechanical valve, pressure switch, signal module	11120-02-030





Brackets for Piston accumulator

Clamps for cylinders

Description	Item number	
	Brace clamps Ø 151 Piston accumulator	5105
	Brace clamps for Ø 178 mm Piston accumulators	5105-178
	Fixing pin for Piston accumulator	5110



Standard mounts for single cylinders

Description	Item number	
	Wall mount bracket 3.3 L Piston accumulator	2400
	Wall mount bracket 4 L Piston accumulator	2402
	Wall mount bracket 6.5 L Piston accumulator	2403
	Wall mount bracket 7.5 L Piston accumulator	2405
	Bracket for single Piston accumulator 151 mm 50x40x194 mm	2410
	Bracket for single Piston accumulator 178 mm 50x40x220 mm	2413

Standard brackets for double and triple containers

Description	Item number	
	Wall mount bracket double Piston accumulator (upper) 50x40x380 mm	2440
	Bracket double extinguisher 178 upper	2440-178
	Wall mount bracket double Piston accumulator (lower) 50x40x380 mm	2441
	Bracket double Extinguisher 178 Lower	2441-178
	Wall mount bracket triple Piston accumulator (upper) 50x40x552 mm	2443
	Wall mount bracket triple Piston accumulator (lower) 50x40x552 mm	2444
	Plastic spacer for 2441 and 2444	2442

Mounting and bracket kits

Description		Item number
	Mount kit 2 single extinguishers	1530
	Mount kit back bracket for double extinguisher 6,5-7,5 lit	1550-20

Special mounts

Description		Item number
	Bracket for 2403/2405 - for MAN A21 - A78.	2403-203
	Bracket Kit for protection box 11,5L Volvo L60H-L90H	2449-012
	Mounting plate protection container 1380-151-075 - for Volvo L110H, L120H	2449-030
	Mounting plate - for Sprinter bus	2449-040
	Bracket for protection container - 1380-151-130/150 fits: Volvo L150-180H, L220H, Volvo "G" models	2449-150-10
	Bracket for protection container - for 1380-151-065	2449-152
	Bracket for 1380-178-115 and 1380-151-075 protection container	2449-153
	Bracket for protection container 1380-151-080/-130/-150	2449-154

Protection containers

2023





Description	Stainless steel	Item number
	Protection container 3.3/4.0 L Generation 2 <i>Weight: 6.3 kg</i>	x 1380-151-040
	Protection container 6.5 L Generation 2 <i>Weight: 8.6 kg</i>	x 1380-151-065
	Protection container 6.5 L Generation 2 with detection tube for trucks Weight: 8.8 kg	x 1388-151-065
	Protection container 7.5 L Generation 2 <i>Weight: 9.2 kg</i>	x 1380-151-075
<i>Height: 562/800/884, Width: 192, Depth: 210 (mm)</i>		
	Protection container 6.0 L <i>Weight: 8.2 kg</i>	x 1380-178-060
	Protection container 11.5 L <i>Weight: 11.8 kg</i>	x 1380-178-115
<i>Height: 563/803/884, Width: 424, Depth: 247 (mm)</i>		
	Protection container 6.6/8 L (2x3, 3L/2x4L) <i>Weight: 10.7 kg</i>	x 1380-151-080
	Protection container 13 L (2x6, 5L) <i>Weight: 14 kg</i>	x 1380-151-130
	Protection container 15 L (2x7, 5L) <i>Weight: 15.3 kg</i>	x 1380-151-150
<i>Height: 562/803/884, Width: 596, Depth: 247 (mm)</i>		
	Protection container 12 L (3x4L) <i>Weight: 14 kg</i>	x 1380-151-120
	Protection container 19.5 L (3x6, 5L) <i>Weight: 18.5 kg</i>	x 1380-151-195
	Protection container 22.5 L (3x7, 5L) <i>Weight: 15.3 kg</i>	x 1380-151-225
<i>Height: 656/1005, Width: 221, Depth: 241 (mm)</i>		
	Protection container detector bottle <i>Weight: 2.4 kg</i>	x 1380-074-008
<i>Height: 364, Width: 149, Depth: 132 (mm)</i>		

Light covers, natural anodised aluminium

Description		Item number
	Light Cover Single Cylinder, 900mm	1371-2-900
	Light Cover Single Cylinder 11,5L (7,5L) 1000mm	1371-2-1000
	For single cylinder	1371
	For double cylinder	1372
	For triple cylinder	1373

2023





Accessories

Description		Item number
	Rubber M8x20 Ø30 L=20 damper to Volvo	7708
	Rubber damper M8x23 Ø30 L=30 to Scania	7709
	Bracket (to fix Protection Box) for Pipe Ø25 Heavy Duty Rubber and steel	2414
	Bracket (to fix Protection Box) for Pipe Ø35 Heavy Duty Rubber and steel	2415



















Fixing elements M8, see more fasteners on page 31

2023

2023

Description		Stainless steel	Item number
	Screw M8x20		5200-08-020
	Self-tapping M8x20 screw		5245
	Screw M8x30		5200-08-030
		x	5200-08-030-A4
	Locknut M8, Black		5210-08-02-01
	Locknut M8, Stainless steel	x	5210-08-02-A4

Service details for Piston accumulators*








Description	Stainless steel	Item number
 Hydropneumatic valve, Generation 2 with signal module		6092-030
 Electrical valve (Metron), Generation 2 with signal module		6091-030-M
 Mechanical valve, Generation 2 with signal module		6090-030
 O-Ring NBR 8.73x1.78 -under valve		5507
 O-ring NBR 10,82x1,78 gauge angle piston accumulator		5509
 O-ring NBR high pressure piston 4,1x1,6 (valve)		5510
 O-ring NBR gas piston 10,1x1,6 (old valve)		5515
 O-ring NBR to the new valve gas piston 12,1x1,6		5523
 Spare part Pressure gauge 40 mm 160 bar with 5605		6200-51
 Protection Cap Silicone Cylinder Pressure gauge Ø41,3x50,8		4763
 Elbow for 40 mm extinguisher gauge		6205-01-90
 Pressure Switch Suco 80 bar AMP Connector (NOTE need 5605)	x	6608-080
 Pressure Transmitter 0-160 bar G1/8 0.5-9.5V AMP Superseal	x	6620-160
 Membrane plug, with over-pressure protector 138 bar	x	6035
 Ball to 6035		6040
 Membrane 13 mm - for 6035		5520-13
 Membrane 14 mm - for old membrane plug variant		5520
 O-Ring NBR 14.1x1.6 - for 6035		5517

2023










2023

2023

Description		Stainless steel	Item number
	Gas adapter with Metron charging	x	6033M
	T-handle for cylinder 1/4"		6301-05
	O-ring NBR piston/lid 151 124,5x3,0		5500
	O-ring NBR 143x3.0 piston/lid 178 mm		5502
	O-ring NBR piston/lid 151 123,42x3,53 (Used for old cylinder model)		5501
	O-ring NBR old lid 8,1x1,6 (Used with old lid)		5504
	Gas filling nipple	x	3130
	Filling adaptor compact	x	3130-40
	O-Ring NBR 16.3x2.4 -For 3130		5518
	Gas filling valve	x	3140
	Liquid filling valve	x	3150
	Plug 1/8 " - mounted in lid if pressure switch not mounted	x	5049
	Plug 1/4" - filler plug for lid/can be mounted in the outlet hole on valve	x	5050
	Plug 1/4 " - For gas filling nipple with temperature fuse	x	5050-035
	Safety screw first generation valve	x	5252-01
	Signal Module Kit incl. Screws		6009-030
	Microswitch kit (for 1st generation valve)		6009-020
	Cable harness Y-connection signal module pressure switch		6009-035
	Cable Harness Single Cylinder in Serie		6009-036

Description	Stainless steel	Item number
 Connectors for piston accumulator		6823
 Connectors kit for piston accumulator		6823-09
	Safety wire and screws with magnet	5902-020-M
	Safety wire and screws NO magnet	5902-020
 Stainless steel rubber washer M6 (for safety screw)	x	5604
 Plug for valve, Generation 1		5052
 Hose for double mounting, stainless steel, -mounted with 4607 (page 22) and 5606 (page 25)	x	4117
 O-ring NBR 6,0x1,2 for 4117		5534
























Screws and washers for Piston accumulator

Description	Stainless steel	Item number
 Filling screw for liquid and gas side	x	2132
 Filling screw with temperature fuse	x	2132-035
 Aluminium Washer 6 x 10 x 1-For filling screw 2132(-035)		5011
 Screw, Allen M6x16 - for mounting valve on the lid	x	5209
 Screw, Allen M4x12 - for mounting signal module on valve	x	5203-M4-12-A2-02
 Screw, Allen M4x6 - for mounting protection plate on valve	x	5203-M4-6-A2-01
 Steel Rubber Washer 1/8" - for pressure gauge and pressure switch	x	5605
 Stainless steel rubber washer 1/4" - for installation to distribution hose	x	5606
 Wire seal		5910












*For exploded sketches of the Piston accumulator, see pages 19, 49 and Appendix 7.4 in the Service manual
See page 43 in this catalogue for lubricants

10-year Service kits for Piston accumulators (except for 1929 = Refilling of 5x piston accumulators)



Part numbers (with containing parts in table below):										
Kit designed for this Piston accumulator type:	Single:							Double:		
	(x5)	E	E - Ø178	M	M - Ø178	HP	HP-Ø178	E	M	HP
Kit contains article: ▼	1929	1930	1930-178	1931	1931-178	1932	1932-178	1933	1934	1935
4117 								1 pcs	1 pcs	1 pcs
4254 						1 pcs	1 pcs			1 pcs
5011 	5 pcs	2 pcs	2 pcs	2 pcs	2 pcs	2 pcs	2 pcs	3 pcs	3 pcs	3 pcs
5049 		1 pcs		1 pcs		1 pcs		2 pcs	2 pcs	2 pcs
5050 		2 pcs	1 pcs	2 pcs	1 pcs	2 pcs	1 pcs	3 pcs	3 pcs	3 pcs
5500 		3 pcs		3 pcs		3 pcs		6 pcs	6 pcs	6 pcs
5502 			3 pcs		3 pcs		3 pcs			
5505 		1 pcs	1 pcs			1 pcs	1 pcs	1 pcs		1 pcs
5507 		1 pcs	1 pcs	1 pcs	1 pcs	1 pcs	1 pcs	1 pcs	1 pcs	1 pcs
5510 	5 pcs	2 pcs	1 pcs	2 pcs	1 pcs	2 pcs	1 pcs	2 pcs	2 pcs	2 pcs
5517 		1 pcs	1 pcs	1 pcs	1 pcs	1 pcs	1 pcs	1 pcs	1 pcs	1 pcs
5518 		1 pcs	1 pcs	1 pcs	1 pcs	1 pcs	1 pcs	2 pcs	2 pcs	2 pcs
5520-13 	5 pcs	1 pcs	1 pcs	1 pcs	1 pcs	1 pcs	1 pcs	1 pcs	1 pcs	1 pcs
5523 		1 pcs	1 pcs			1 pcs	1 pcs	1 pcs		1 pcs
5605 		2 pcs	2 pcs	2 pcs	2 pcs	2 pcs	2 pcs	2 pcs	2 pcs	2 pcs
5606 						1 pcs	1 pcs	2 pcs	2 pcs	2 pcs
6033M 		1 pcs	1 pcs					1 pcs		
6035 		1 pcs	1 pcs	1 pcs	1 pcs	1 pcs	1 pcs	1 pcs	1 pcs	1 pcs
6200-50 		1 pcs	1 pcs	1 pcs	1 pcs	1 pcs	1 pcs	1 pcs	1 pcs	1 pcs
8101 		1 pcs	1 pcs	1 pcs	1 pcs	1 pcs	1 pcs	1 pcs	1 pcs	1 pcs
8105 	5 pcs	1 pcs	1 pcs	1 pcs	1 pcs	1 pcs	1 pcs	1 pcs	1 pcs	1 pcs
8106 		1 pcs	1 pcs	1 pcs	1 pcs	1 pcs	1 pcs	1 pcs	1 pcs	1 pcs
8107 	5 pcs	1 pcs		1 pcs		1 pcs		1 pcs	1 pcs	1 pcs

MFSS-Mini Fire Suppression System

Description	Stainless steel	Item number	
 <p>MFSS Piston accumulator with bracket 5111</p> <p><i>Average weight (filled): 2.0 kg, Height: 330 mm.</i></p>		1005	
		MFSS AIR excluding gas	1005-AIR
Spare parts: (See also distribution system, detection system and alarm system)			
		x	4430
 <p>Bracket 5 degree inclination - mount the bottle with 5104 (x2), (page 28)</p>		x	5111
			5535
			5536
			5537
			64054-30
			64056-25
		x	6608-014

2023

Novec™ extinguisher


Description	Item number	
	-with 14 bar pressure switch	1008
	EMPTY Novec Fire suppression bottle for air freight, with 14 bar pressure switch	1008-AIR
<p><i>Average weight (filled): 1.8 kg, Height: 330 mm.</i></p>		
<p>For spare parts: see Detector bottle, Detection systems and Alarm systems</p>		
	Gas detector tube (red) for Novec™ system /meter	4024

Distribution system, for more information see Installation manual: Tech data

Spray nozzles

Description		Item number
	(Spray) nozzle 0.8 L/min at 30 bar – "F4-4" (incl. pink nozzle caps)	1502-010
	(Spray) nozzle 0.8 L/min at 30 bar – UL "F4" (incl. pink nozzle cap) Stainless steel	1502-012 ^{UL}
	(Spray) nozzle 1.2 L/min at 30 bar – "F6-4" (incl. Orange nozzle cap)	1503-010
	(Spray) nozzle 1.2 L/min at 30 bar – UL "F6-4" (incl. orange nozzle cap) Stainless steel	1503-012 ^{UL}
	(Spray) nozzle 3.5 L/min at 30 bar – "F18-4" (incl. purple nozzle cap)	1506-010
	(Spray) nozzle 3.5 L/min at 30 bar – UL "F18" (incl. dark blue nozzle cap) Stainless steel	1506-012 ^{UL}
	(Spray) nozzle "full cone" 60° 1.7 L/min at 30 bar "F6" (incl. green protection cap 1505-015)	1504-010
	Protection cap for 1502-010 nozzles, Pink	1505-011
	Protection cap for 1503-010 nozzles, Orange	1505-012
	Protection cap for 1506-010 nozzles, purple	1505-013
	Protection cap for 1504-010 nozzles green (flushed)	1505-015
	Protection cap for 150X nozzles, red	1505
	(Spray) nozzle 1/4 "F4 0.8 L/min at 30 bar	1500
	(Spray) nozzle 1/4 "F6 1.2 L/min at 30 bar	1501
	(Spray) nozzle 1/4 "F18 3.5 L/min at 30 bar SBF 128	15010
	Plug for cutting ring fittings – used when leak detection is performed on the distribution system	1510
	Protective cap for nozzle (old M4 nozzle)	4503
	Nozzle Replacement Filter (old M4 nozzle)	4502
	O-ring Viton for nozzle 9,10x1,6	5522

Distribution hose material

	Distribution hose 1/4" /m	4050
---	---------------------------	------

Distribution hoses, straight-straight coupling

Length	Stainless steel	Item number
0.2 m	-	4190
0.32 m	-	4174
0.55 m	-	4101-00
0.75 m	-	4109
0.84 m	-	4148-01
0.87 m	-	4148-00
1.0 m	-	4126
1.0 m	x	4126-20
1.2 m	-	41041
1.25 m	-	4118
1.4 m	-	4152
1.5 m	-	4108
1.5 m	x	4108-20
1.6 m	-	4183
2.0 m	-	4111
2.5 m	-	4112
2.7 m	-	4156
3.0 m	-	4113
3.2 m	x	4100-320-20
3.5 m	-	4120
4,2m	-	4128
4.5 m	-	4114
4.5 m	x	4187
5.0 m	-	4116
5.0 m	x	4141-20
5.5 m	-	4115
5.8 m	-	4158
6.1 m	-	4159
6.3 m	x	4186
7.3 m	-	4124
7.5 m	-	4164
8.5 m	-	4185
9.7 m	-	4119



2023

2023

Distribution hoses, straight-90° coupling

Length	Stainless steel	Item number
0.2 m	-	4150
0.2 m	x	4150-20
0.32 m with compact 90°-coupling	-	4100
0.32 m	x	4110
0.4 m	-	4165
0.42 m with compact 90°-coupling	-	4109-042-30
0.475 m	-	4100-475
0.5 m	-	4107
0.5 m with compact 90°-coupling	-	4107-30
0.55 m	-	4101
0.55 m	x	4131
0.55 m with compact 90°-coupling	-	4101-30
0.65 m with compact 90°-coupling	-	4179
0.7 m	-	4102
0.7 m	x	4132
0.72 m	-	4133
0.8 m	-	4103
0.8 m with compact 90°-coupling	-	4103-30
0.87 m	-	4148
1.0 m	-	4155
1.0 m	x	4155-20
1.1 m	-	4168
1.2 m	-	4104
1.2 m	x	4182
1.3 m	-	4109-130
1.4 m	-	4176
1.5 m	-	4105
1.5 m	x	4105-20
1.5 m with compact 90°-coupling	-	4153
1.65 m	-	4149
1.75 m	-	4109-175
1.9 m	-	4166
2.0 m	-	4106
2.0 m	x	4106-20
2.5 m	-	4122

2023





Length	Stainless steel	Item number
2.5 m	x	4122-20
2.7 m	-	4127
3.0 m	-	4123
3.0 m	x	4123-20
3.2 m	-	4169
3.4 m	-	4134
3.5 m	-	4173
3.5 m	x	4173-20
3.6 m	-	4109-360
3.8 m	-	4138
4.0 m	-	4125
4.2 m	-	4151
4.5 m	-	4145
4.7 m	-	4139
4.8 m	-	4146
5.0 m	-	4140
5.0 m	x	4140-20
5.0 m with compact 90°-coupling	-	4140-30
5,1m	-	4189
5.5 m	-	4141
5.7 m	-	4135
5.8 m	-	4162
6.0 m	-	4160
6.7 m	-	4147
7.0 m	-	4170
7.1 m	-	4171
7.2 m	-	4172
7.5 m	-	4142
8.0 m	-	4129
8.35 m	-	4136
8.5 m	-	4143
10.0 m	-	4184

Distribution hoses, 90°-90° connection







Length	Stainless steel	Item number
0.24 m	-	4137
0.7 m	-	4181
1.0 m	-	4177
1.25 m	-	4121
1.9 m	-	4167
2.5 m	-	4154
3.4 m	-	4163
3.5 m 180°	x	4188
5.0 m	-	4157
5.2 m	-	4161
6.0 m	-	4160-99
7.0 m	-	4144



Heat protection for distribution hoses


Description		Item number
	Heavy duty protection hose Ø22mm	4761-22
	Protection tape for fire protection hose	4761-00

Press-couplings for distribution hoses

Description		Stainless steel	Item number
	Press sleeve 1/4" Stainless steel	x	4601
	Press sleeve 1/4"		4801
	Press coupling BSP G 1/4"-19 Straight-IR Stainless steel	x	4610
	Press coupling BSP G 1/4"-19 Straight-IR		4810
	Press coupling BSP G 1/4"-19 Straight-UF		4811
	Press coupling BSP G 1/4"-19 45°-IR		4812
	Press coupling BSP G 1/4"-19 90°-IR Stainless steel	x	4613
	Press coupling BSP G 1/4"-19 90°-IR		4813
	Press coupling BSP G 1/4"-19 90°-IR Compact		4815

2023

Pipe

Description	Stainless steel	Item number
 Stainless steel piping 8x770mm/pc	x	4008-077
Stainless steel pipe 8 x 1 x 1150 mm/pc.	x	4008-115

Fittings for hose and pipes

UF = external fixed thread, IF = internal fixed thread, IR = internal swivel thread

Description	Stainless steel	Item number
 Nipple 1/4" UFxUF	x	4607
 Nipple 1/8 outside thread		4307-18
 Nipple 3/8"uf - 1/4"uf		4318
 Bulkhead - Hydraulic Hose 1/4" UFxUF	x	4385
Bulkhead - Hydraulic Hose 1/4" UFxUF		4305
 Adapter 1/4" UFxIF		4304
Nozzle connector 1/4" FxM Stainless steel	x	4604
 Adapter 1/4" UF-1/8" IF		4313
 Nipple 1/4" OT 3/8" IT		4322
 Nipple 1/4" OT 3/8" IR		4323
 Socket 1/4" IF	x	4386
Socket 1/4" IF		4306
 Straight nipple 1/4" UFxIR		4309-010
 Socket 1/8" IF	x	4386-18
 Socket 1/4" -1/8" IF	x	4396
Socket 1/4" -1/8" IF		4316
 Socket 1/4"-3/8" IF		4321
 Straight joint coupling for 8 mm tube x 1/4" UF	x	4466
Straight joint coupling for 8 mm tube x 1/4" UF		4400
Straight connector 10x1/4"UF		4400-10
 Straight joint coupling for 8 mm tube x 1/4" IF	x	4469
Straight joint coupling for 8 mm tube x 1/4" IF		4404

2023

2023

2023

Description	Stainless steel	Item number
T-couplings		
	T-connector 1/4" UFXUFxUF Stainless Steel	x 4381
	T-coupling 1/4" UFXUFxUF	4301
	T-coupling 1/4" IRxIRxIR	4302
	T-coupling 1/4" UFXUFxIR	4303
	T-coupling 1/4" UFXIRxUF	4303-010
	T-connector EVL 8 L	4300
	T-connector 8xM14x8	4300-010
	T-connector 1/4" UFXIRxUF Stainless Steel	x 4383-010
Elbow fittings:		
	Elbow fitting 45 Degrees 1/4 "UF x IR	4308
	Elbow nipple 90 degrees 1/4 UFXIR Stainless steel	x 4609
	Elbow fitting 90 degrees 1/4 "UF x IR	4309
Coil connectors:		
	Coil connection for 8 mm tube	4325-010
	Flush connector with 1/4 "UF	4325-011
	Flush connector M16x2 to 1/4 "IF	4325-012
	Equal Tee 8 x 8 x 8	x 4467
	Equal Tee 8 x 8 x 8	4401
	Equal Tee 8 x 8 x 8 without olive/nut	4401-00

Cutting ring fittings for 8 mm pipes

Description	Stainless steel	Item number
	Straight coupling 8 x 8	x 4465
	Straight coupling 8 x 8	4402
	T-coupling 8 x 1/4 "UF conical x 8	x 4468
	T-coupling 8 x 1/4 "UF conical x 8	4403
	Elbow fitting 90°, 8 x 8	x 4452
	Elbow fitting 90° 8 x 8	4409
	Equal cross 8x8x8x8 Stainless Steel	x 4608
	Equal cross 8x8x8x8	4408
Bulkheads, pipe:		
	Bulkhead connection piping 8x8mm Stainless steel	x 4605
	Bulkhead Straight 8 x 8	4405
	Bulkhead 90° 8 x 8	4406
Cutting ring and nut:		
	8 mm Cutting ring	4490
	8mm cutting ring Stainless steel	x 4492
	Nut for 8 mm cutting ring fittings	4491
	Nut for 8mm cutting ring Stainless steel	x 4493

2023




2023

Installation material distribution system, see also page 31

Description			Item number
	Steel Rubber Washer 1/4" - used when installing 4607 to valve	x	5606
	Steel Rubber Clamps 8/15 W4 - for installation of tubes	x	5308
	Steel Rubber Clamps 14/15 W4 - for installation of distribution hoses	x	5314
	Steel Rubber Clamps 18/15 W4 - for installation of cutting ring fittings	x	5318
	Straight Bracket 135 mm	x	5384
	L-bracket 50 x 50	x	5385
	L-bracket 50 x 100	x	5386
	L-bracket 50 x 150	x	5387
	L-bracket (1x5385, 3x5386, 1x5387)	x	5397
	Straight bracket 90 x 380 B = 25	x	5389
	Bracket		5396
	Clip 2-4 mm		5399
	Clip 3-7 mm		5399-03









2023

Schrader Adapters























Description		Item number
	Schrader 1/8 "IF brass complete with lid	4415-000
	Schrader valve gasket for 4906-010 Green	4415-023
	7/16"-20 UNF Schrader opener	4906-025

Detection system

Detector bottles Weight (filled) ~ 1.4 kg, Height: 330 mm.

Description	Item number	
	Detector Bottle H.P. 24 bar 14 bar pressure switch T-fitting Gen 2	1676-00-24
	Hydro-pneum. detector bottle (no gas) Gen 2. with 14 bar pressure switch T-fitting	1676-AIR
	Detector Bottle H.P. 24 bar 14 bar pressure switch L-fitting Gen 2	1677-00-24
	Hydro-pneum. detector bottle (no gas) Gen 2. with 14 bar pressure switch L-fitting	1677-AIR
	Hydro-pneum. detect. cyl. 24 bar without pressure switch T-fitting	1650-00-24
	Hydro-pneum. detect. cyl. (no gas) without pressure switch T-fitting	1650-00-AIR
	Hydro-pneum. detect. cyl. 24 bar without pressure switch L-fitting	1651-00-24
	Hydro-pneum. detect. cyl. (no gas) without pressure switch L-fitting	1651-00-AIR
	24 bar with 5 and 14 bar pressure switch, T-coupling	1654-00-24
	Depressurised bottle (no gas) with 5 and 14 bar pressure switch, T-coupling	1654-AIR
	24 bar with 5 and 14 bar pressure switch, L-coupling	1655-00-24
	Depressurised bottle (no gas) with 5 and 14 bar pressure switch L-coupling	1655-AIR
	Hydro-pneum. detect. cyl. 24 bar with 5 and 14 bar pressure switch different connectors L-fitting	1655-05-24
	31 Bar with 14 bar pressure switch T-coupling	1656
	24 bar with 14 bar pressure switch T-coupling	1656-00-24
	24 bar with 14 bar pressure switch T-coupling UL	1656-08-24 ^{UL}
	Depressurised bottle (no gas) with 14 bar pressure switch T-coupling	1656-AIR
	31 Bar with 14 bar pressure switch L-coupling	1657
	24 bar with 14 bar pressure switch L-coupling	1657-00-24
	24 bar with 14 bar pressure switch L-coupling UL	1657-08-24 ^{UL}
	Depressurised bottle (no gas) with 14 bar pressure switch L-coupling	1657-AIR

2023

Description	Item number
Spare parts for Detector bottles: (see also Alarm systems)	
 Ball valve 1/8"	4906
 Steel rubber washer 1/8 " -used for 4906	5005
 Copper washer - used for pressure switch 6602	5009
 O-ring NBR nipple detection cylinder + new gas adapter valve 15,1x1,6	5505
 O-ring EPDM 70 Perox 10,0x1,5 (MFSS + 2nd gen det.bot.)	5535
 O-ring NBR manometer detection cylinder and 1315 6,75x1,78	5513
 O-ring NBR 19,1x1,6 nipple/gas bottle	5516
 O-ring NBR 8,0x3,0 rising tube gas bottle	5524
 Pressure Gauge 23 mm 45 BAR Stainless steel	6203-05
 Elbow for 23 mm detection bottle gauge	6205-02-90
 Adapter for 23mm Manometer	6205-03
 Pressure gauge 6 mm connection for detection tube straight connector	6206
 Pressure gauge 6 mm connection for detection tube L-connector	6206-02
 Protection Cap Silicone Detector gauge Ø20,6x25,4	4765
 Seal Detector bottle/Mini suppressor	64054-30
 Pressure switch 14 bar black cable	6602
 Pressure switch 14 bar UL	6602-08
 Pressure Switch 14 bar black cable with T-connector socket connector	6602-05
 Pressure Switch 5 bar red cable	6603
 Pressure Switch 5 bar red cable with T-connector socket connector	6603-05
 Pressure Switch 5 bar red cable with T-connector pin connector	6603-06
 Pressure Transmitter 0-40 bar 7/16-20UNF 0.5-9.5V AMP Superseal	6620-040









2023

2023














2023

2023

Brackets for detector bottles

Description		Item number
	Clamp for 5109 (140-160 mm)	5101
	Clamp (detector bottle for Piston accumulator) (180-200 mm)	5102-01
	Clamp for 5109/5109-178 (60-80 mm, stainless) and for MFSS	5104
	Holder kit for detector bottle, wall mount	51081
	Bracket (detector bottle for cylinder Ø 156)	5109
	Bracket (detector bottle for cylinder Ø 178)	5109-178
	Bracket, natural anodised aluminium (detector bottle for double suppressor)	5115
	Clamp 73/20 W4. Stainless steel.	5373-20

Detector tube, protection coil and protective conduit

Description		Item number
	Gas detector tube (red) for Novec™ system /meter	4024
	Fogmaker hydropneumatic detector tube (3.8/6)/meter	40380
	Fogmaker hydro-pneum. detector tube (3,8/6) translucent UL / meter	40380-08
	6 mm protection coil 1.0 m/unit	4291
	2.5 m/ unit	4292
	4.5 m/ unit	4294
	5 m/ unit	4295
	6 m/ unit	4296
	7 m/ unit	4297
	8 m/ unit	4298
	Protective conduit 8.4/11.7 mm red /m	47132
	Protective conduit 10/13.4 mm red /m	47152
	T-coupling for protective conduit	4716
	Contact Interface protective conduit 2-pole straight	4740
	Contact Interface protective hose 2-pin angled	4741
	Joint interface protective conduit straight	4749
	Kit protective cover detection tube	4750
	Insulation sleeve 16 mm for protection against radiant heat from detector tube/m	4760-16
	Heavy duty protection hose Ø13mm	4761-13
	Protection tape for fire protection hose	4761-00






























2023

6 mm couplings (detection system)

Description		Item number
	Bulkhead detection tube 20 mm	4248
	Support sleeve for detector tube	4249
	Hose coupler SR R6-1/8	4250
	Hose coupler T-coupling T6-1/8-6	4253
	Hose coupler SR L6-1/8	4254
	Hose coupler straight 6 mm-6 mm	4255
	Hose coupler T-coupler	4256
	End plug, detector tube compact	4258-02
	End plug compact with clamp, support sleeve and screws	4258-06






Installation materials

Fixing elements, see also page 9


Description	Stainless steel	Item number
Screws and bolts		
	Screw M6S M6x16 A2	5200-06-016-A2
	Screw stainless steel M6X12	x 5209-12
	Screw M6x20	5200-06-020
	Screw M6x20	x 5200-06-020-A4
	Screw M6x30	5200-06-030
	Screw M6S M12x90	5200-12-090
	Screw M6S M12x100	5200-12-100
	Screw M6S M12x120	5200-12-120
	Screw M6S M12x130	5200-12-130
	Screw M5x12	5201
	Screw M4x16 stainless	x 5202
	Screw M3X16 Stainless	x 5203-M3-16-A2
	Screw MC6F M4X6 Stainless A2	x 5203-M4-06-A2-02
	Allen Screw M5X8 Stainless	x 5251-008
	Screw, Allen M5X10 Stainless	x 5203-M5-10-A4
	Screw, Allen M5x16 Black	5203-M5-16
	Pop nut/rivet nut M8 steel	5225
	Pop nut/rivet nut M6 steel	5226
	Self-tapping screw RTS ST3.5x9.5, ISO 14585C, FZB	5205-095
	Sheet screw for clamp 5314, 4,8x16 ISO 7049	x 5240
	Screw 5,5x25 red (250pcs/pack)	5241
	Screw, self-tapping M6x16 -for mounting clamps	5246
	Screw M6-20 self-tapping	5246-20
	Machine screw MRX M5X20 POZI	x 5252
	Hexagonal Stainless steel screw M8x12 A2	x 5261
Washers		
	Washer 5,3/10/1 Stainless steel	x 5015
	Washer 4,3/9/0,8 RF	x 5015-430908-A2
	Spacer 6,3/12/5,0 SS	x 5015-631250-A2
	Washer 8,4X15X1,6 A2	5018

2023


2023

Description		Stainless steel	Item number
	Flat Washer M6 6.4x12x1.6	x	5215-06-01-A4
	Washer M12 24x13x2,5 FZB Din 125		5215-12
	Body washer 12,5x35x3		5215-12-03
Nuts and rivets			
	Lock Nut M6		5222
	Lock Nut M6	x	5222-A4
	Lock Nut M5	x	5223

Steel rubber clamps, other, see also page 25







Description		Stainless steel	Item number
	6/15 W4	x	5306
	Brace/clamps 8/15 W4	x	5308
	8/20 W4	x	5308-20
	10/15 W4	x	5310
	12/15 W4 – for installation of end plug	x	5312
	Brace/clamps 14/15 W4	x	5314
	14/20 W4	x	5314-20
	Brace/clamps 18/15 W4	x	5318
	20/15 W4	x	5320
	22/15 W4	x	5322
	22/20 W4	x	5322-20
	30/15 W4	x	5330
	34/20 W4	x	5334-20

Cable ties



Description		Item number
Cable tie		
	Cable ties L = 100 b = 2.5 Black	8931
	Cable ties L = 200 b = 4.6 Black	8935
	Cable ties L = 380 b = 7.6 Black	8938
	Cable ties L = 370 b = 12.5 Black	8939

Alarm units














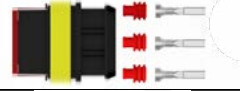







Alarm kits

Description	Item number	
 Plug & Play Kit	1743-020-01	
 Optical smoke detector incl. grill, sign, lens, lamp, buzzer	1744	
	Alarm panel kit 1 pressure switch 9-pin connector	1746-070
	Alarm panel for 1 pressure switch	1746-071
	Alarm panel for 2-3 pressure switches	1746-072
	Kit Alarm panel 2 pressure switches 9-pin connector	1746-075
 Alarm kit incl. 6970-05 and 6722-07, 24V	1747-020-40	
 Alarm kit, only 6722-05, 24V	1747-020-10	
	Alarm kit incl. 6970/6972 and 6722-05, 24V	1747-020-00
	Alarm kit incl. 6970/6972 and 6722-05, 12V	1747-020-12




















Other alarm units and accessories

Description	Item number	
 Alarm panel for 1-3 pressure switches, 12/24 V	1746-050	
 Mounting Bracket for alarm panel (upwards mount)	1746-055	
 Mounting Bracket for alarm panel (side mount)	1746-065	
	Loom Alarm panel for 1 pressure switch 9-pin connector	1746-150
	Cable Kit Alarm Panel for 1 pressure switch	1746-151
	Cable Kit Alarm Panel for 2-3 pressure switches	1746-152
	Plug & Play Extension cable AMP 2 tabs - 1m	6830-01-100
	Plug & Play Extension cable AMP 2 tabs - 2m	6830-01-200
	Plug & Play Extension cable AMP 2 tabs - 0.5m	6830-01-50
	Plug & Play Extension cable AMP 2 tabs - 5m	6830-01-500
	Plug & Play Extension cable Molex 6 tabs - 1m	6830-03-100
	Plug & Play Extension cable Molex 6 tabs - 2m	6830-03-200
	Plug & Play Extension cable Molex 6 tabs - 5m	6830-03-500
 Pushbutton red/yellow lamp 12/24 V M19, Ø22mm	6970-05	
 Green Indicator 24V	6979-05	

Description	Item number	
 SWF rocker switch with test button (symbol disc 6972 included)	6970-1	
 Symbol disc red "Warning"	6966	
 Symbol disc yellow "Warning"	6967	
 Symbol disc black, no symbol	6968	
 Symbol disc red "Engine Fire"	6972	
 Lamp and Lens red 12x12	1769-10	
 Low pressure lamp 24V for vehicle dashboard red warning lens	1770	
 SWF indicator-low pressure lamp 24V, yellow lens	1770-01	
 Warning lamp Red 24V (Ireland)	1772	
	Buzzer 12/24V 95 dB for 6722-05/07	1750
	Buzzer 12/24V 85 dB Low (for 1747-020-00 Alarm kit)	1750-05
 Mounting spring for buzzer	1750-051	
 Alarm siren 12-24V	1751	
 O-ring NBR 85,34x1,78 (for alarm siren)	5532	
 Optical alarm Red 12-24VDC/2W with bracket	1760	
 Relay holder multi	1796	
	Fuse holder	6910
	Fuse holder	6911
	Fuse holder	6914
 Fuse 5A	6912	
 Cable inlet for fuse holder 6911	6915	
 Cable gland for fuse holder 6911	6916	
 Mounting plate double hole 6911	6917	
 Junction box 110X110X65 IP65 complete	69565	
 Connection Box 110x110x65 IP65 SWE	69561	
 Connection box for alarm panel 230x140x95 IP66/67 complete	695610	
 Junction box 230x140x95 IP66/67	695610-01	












Description	Item number
 Screw fitting with nut M20 IP68 10-14 mm for 69565	69564
 Screw fitting M20 IP68 8-13 mm to 6955	6959
Installation materials for alarm units:	
 Installation Cable 4-wire 0.75 mm²/M	6810
 Installation Cable 2-wire 0.75 mm²/M	6811
 Installation Cable 7-wire 0.75 mm²/M	6812
 Cable connector (male) 2-pin complete for gas cylinder incl 6983	69831
 Cable connector (female) 2 sockets complete, for cable kits incl. 6984	69841
 Cable connector (female) 2 sockets complete, for cable kits incl. 6984 and 8105	69842
 Cable connector 2 plug	6983
 Cable connector 2 socket	6984
 Cable Connector 3 plug	6981
 Connector (MALE) 3 tabs complete with contacts and sealing	69811
 Cable Connector 3 socket	6982
 Connector (FEMALE) 3 receptacles complete with contacts & sealing	69821
 Cable connector 4 plug	6981-04
 Cable connector 4 socket	6982-04
 Cable connector 1 plug	6985
 Cable Connector 1 socket	6986
 Cable gland for 6981-6986 2.5-3.3 mm red	6987
 Cable gland for 6981-6986 1.8-2.4 mm yellow	6987-01
 Cable gland for 6981-6986 1.4-1.7 mm Green	6987-02





See also Complete kit for AMP Superseal (Item number 1805-030) on page 40

Description	Item number
 Contact element plug for 6981-6983-6985 0.7-1.5 mm ²	6988
 Contact element plug for 6981-6983-6985 0.3-0.6 mm ²	6988-02
 Contact element socket for 6982-6984-6986 0.7-1.5 mm ²	6989
 Contact element socket for 6982-6984-6986 0.3-0.6 mm ²	6989-02
 Adapter 2-pole Superseal Dubble	6825
 Adapter Cable Convert Novec to Mini FSS	6826
 Contact pin 6.3 mm uninsul. female 1.5-2.5 mm ²	6902
 Contact pin 6.3 mm insul. female 1.5-2.5 mm ²	6903
 Flat pin connector 1,5-2,5 insulated 2,8mm to 6992	6903-28
 Crimp ring terminal insulated M8 blue 1.5-2.5 mm ²	6904
 Crimp ring terminal insulated M8 red 0.26-1.65 mm ²	6904-08-01
 Isolation sleeve for 6.3mm flat pin	6906
 Wire pin terminal 0,5-1,5 mm ² Red	6907
 Jointing sleeve 0.5-1.5 mm ² red	6909
 Jointing sleeve 1,5 mm ² uninsulated L=14mm	6909-0
 Jointing sleeve 1.5-2.5 mm ² blue	6909-1
 Jointing sleeve 0.5-1.5 mm ² red	6909-k
 Connector for pin 8-pol	6975
 Connector for pin 2-pol	6976







Pull handles and manual actuators

Handle for mechanical actuation (for mechanical valve)

Description	Item number	
	0.340 m activation wire incl. safety stop	1309-00340-00
	0.750 m activation wire incl. safety stop	1309-00750-00
	2.270 m activation wire incl. safety stop	1309-02270-00
	2.5 m safety wire inc. safety lock	1310
	6 m activation wire incl. safety lock	1311
	10 m activation wire incl. safety lock	1312
	Shrink tool for 6323, wire end, for mechanical wire	1310-2
	Handle kit for wire without clamps, without wire	1313-01
	Wire splitting kit for 2 wires (NOTE! Wires not included!)	1319
	Safety lock (large) for wire handle	1321
	Wire handle guard	1322
	T-handle red with text " fire-extinguisher"	6303
	Activation wire (no handle) 0,34 m	6309-00340-00
	Activation wire with nipple 0,6 m	6309-00600-00
	Activation wire (no handle) 0,75 m	6309-00750-00
	Activation wire 2,27 m	6309-02270-00
	Activation wire 2,5 m (No Handle)	6310
	Activation wire 6 m	6315
	Activation wire 10 m	6316
	Screw nipple activation wire 5,0/7,0	6319
	Endsleeve Swivel M6-thread for wire	6323
	Elbow pipe to the activation wire M6x20	6325

Description		Item number
	Hoop for 2 activation wires	6330
	Wire lock for double wire	6331
	Shield-cover for the safety wire	6340
	Wire safety bracket large	6345

Electrical activation (for electrically activated valve or electric actuator)



Description		Item number
	Red actuator button for electric actuation	6993
	Seal Detector bottle/Mini suppressor/Actuator button	64054-30
	Red push button with cover	6992
	Kit Push button Fire for electric actuator	6999-002
	Push button Box activation, complete	6955
	Plastic cover for 6955 repair kit	5392-010

2023


Manual actuators connected to the hypropneumatic detection system

Description	Item number
 Manual, robust actuator, detector tube	1315-030
 Pressure gauge 40 mm 0-40 bar	6200-040-02
 O-ring NBR 6,1x1,6 for 1315	5529
 O-ring NBR 7,1x1,6 for 1315	5530
 Protection Cap Silicone Actuator Pressure gauge Ø53,5x50	4762
 Protection Cap Silicone Button Punch Ø38,1x38,1	4764
 Manual actuator detector tube (T-coupling)	1316
 Manual actuator detector tube (L-coupling)	1316-L
 Manual actuator detector tube (straight coupling)	1316-R
 Holder (short) manual actuator detector tube	1317-06
 Holder (long) manual actuator detector tube	1317-07
 Holder (angle) manual actuator detector tube	1317-08
 Protection for 1316	1322-05
 Service kit for manual actuator 1316	1316-05
 Locking pin isa 6 (for 1316)	5921
 Ring for safety pin, powdercoated yellow	5923

















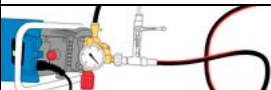


Electrical actuators connected to the hypropneumatic detection system

Description	Item number
 Electric actuator detector tube, Metron (not for trains)	1318-05-M
 Electric actuator L=9cm detector tube, Metron (not for trains)	1318-06-M

Solenoid valve for semi-automatic function connected to detector tube

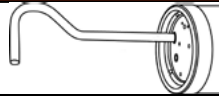
















Description	Item number
 Solenoid valve complete with connection 1/8" NO 24VDC	4926

Tools


Description	Item number
 Hand spray bottle Gloria 1 L, modified coupling, for pre-filling detector tube (including instructions, 8025-001)	1012-01
 Mech tool	1310-2
 Filling tools for Piston accumulators G 1/4"	1800
 Filling tools for Piston accumulators G 1/4" Long model	1800_L
 O-ring NBR 5,3x2,4 filling tool	5526
 O-ring NBR 15,3x2,4 filling tool	5527
 Filling coupling G1/4"	1800-20
 Connector 1/4" FxM Stainless steel for 1800-20	4604-101
 Tool kit: Emptying tool and 2 pcs Filling connectors	1800-30
 O-ring NBR 5,1x1,6 for 1800-10	5539
 Hook knife large (slit protective conduit)	1804-06
 Complete kit for AMP Superseal connectors	1805-030
 Soldering station, f. mod. of detection tube	1806-05
 Pipe Cutter Super Ego 35 mm – used to cut pipes	1807
 Pipe bending tool	1808
 Cutting tool – Used to cut detector tube	1809
 COMPLETE Filling station (incl. 1811-05, 1800-L and 7910)	1810-05
 COMPLETE STARTER KIT for new service partner (includes 1811-05, 1800, 1012-01, 1975, etc.)	1818
 Prefill Bulb for Hose kit for Filling pump	1813-10
 Filling pump with tube kit (Kränzle)	1811-05
 Fixture for cylinder	1816
 Tool for nozzle 1/4"	1819

2023

2023

Description		Item number
	Disassembly tool for cylinder cover	1820
	Press tools for O-Ring on the high pressure piston in valve 6092	1821
	Long sleeve 1/2" for overpressure valve -when servicing valve	1822-17-L
	1/2" sleeve long for filling nipple	1822-24
	Tool for mounting O-ring on gas filler nipple	1825-20
	Detector bottle refill tool	1970
	Universal tool for filling gas in suppressant and detector bottles	1975
	Tool for lowering pressure in detection system 60 mm manometer	1976-010
	Pressure gauge 60 mm 0-40 bar 1/4" conn. down	6200-6040141
	Pressure gauge 60 mm 0-160 bar 1/4" conn. down	6200-60160141
	Tools for flushing distribution system (suitable for filling pump)	1977-010
	Vacuum Injector (included in 1970)	4260
	Nipple for filling tool male 16 bar	5040
	Nipple male 200 bar	5040-200
	Quick release female connector to fill pump 3/8"	5041
	Gauge tool detector cylinder	6204
	Industrial Gas regulator Nitrogen 0-40 bar	7908
	Gas filler kit for suppressant and detector bottles	7910
	Gas Regulator with BSP 1/4" connection	7910-01

Hand extinguishers


Description	Item number	
	Hand extinguisher 6 kg 55A 233B C (powder)	1950
	Foam extinguisher 6 L 21A 144B (foam) -30°C	1957

Chemicals

Extinguishant and detector liquid

Description	Item number	
	Extinguishant -35 °C 25 Litres	1891
	Extinguishant -35 °C 200 Litres	1831-200
	Extinguishant -35 °C 1000 Litres	1831-1000
	Extinguishant 0 °C 25 Litres NOTE! 0 °C!	1890
	Extinguishant -35 °C Alcohol resistant 25 Litres	1896
	Extinguishant Concentrate 0°C 0.75 liter	7100-01
	Extinguishant Concentrate 0°C 5 liter	7100-05
	Detector Liquid Red -30°C 0.15 Litres	7034
	Detector Liquid Red -30°C 0.25 Litres	7033
	Detector liquid Red -30°C 1 Litre	7031
	Detector Liquid Red -30°C 5 Litres	7032
	Detector liquid red -45°C 200 liter	7036-200
	Novec 0.8 kg (0.5 liter) bottled	7015-005
	Novec	7015-010

Lubricants

Description	Item number	
	Dow Corning Silicone Oil 200, 0.25 kg	7900-250
	Dow Corning Silicone Oil 200, 1 kg	7900-1000
	Loctite 5400, 50 ml	7903
	Loctite 8009, 453 g	7920
	Molykote 111 C, 100g	7907
	Molykote 111 C, 1 kg	79071
	Molykote P40	7913



Material Safety Data Sheet, MSDS


Description	ENG	DEU	FRA	ITA	ESP	POL	NLD	SWE	FIN	NOR
Piston accumulator -35	X	X	X	X	X	X	X	X	X	
Piston accumulator -35 electrical activation	X		X							
Piston accumulator Eco 1	X							X		
Mini fire suppression cylinder	X							X		
Extinguishant -35	X	X	X	X	X	X	X	X	X	X
Extinguishant 0 °	X			X				X		
Extinguishant -35 ° Alcohol resistant	X							X		X
Extinguishant -50 °	X							X		
Suppression liquid Eco 1	X							X		
Detector Bottle -30 °	X	X	X	X	X	X		X	X	
Detector liquid -30 °	X	X	X	X	X	X	X	X	X	X
Detector liquid -45 °	X							X		
Novac bottle	X							X	X	

Installation Manuals (authorisation needed)




fogmaker.com/downloads




Description	Language	Item number	Language	Item number
	DEU	8010-003	FRA	8010-006
	ENG	8010-002	POL	8010-008
	ESP	8010-007	SWE	8010-001
	ITA	8010-005	FIN	8010-009
	NOR	8010-010	TUR	8010-011

Installation Manual acc. to SPCR183 ENG	8024-002
Installation Manual acc. to AIS135 ENG	8024-135-002
Installation Manual acc. to SPCR197 ENG	8024-197-002
Installation Manual acc. to UL ENG	8021-002
User manual acc. to FIA ENG	8046-002
OEM Installation manuals	
ENG	80102-002
TUR	80102-011

Service manuals (describes 1- 5- and 10- year service) (authorisation needed)

Description	Language	Item number	Language	Item number
	DEU	8011-003	FRA	8011-006
	ENG	8011-002	POL	8011-008
	ESP	8011-007	SWE	8011-001
	ITA	8011-005	FIN	8011-009
	NOR	8011-010	TUR	8011-011

Annual inspection manuals (describes 1-year service) (authorisation needed)

Description	Language	Item number	Language	Item number
	DEU	8043-003	FRA	8043-006
	ENG	8043-002	POL	8043-008
	ESP	8043-007	SWE	8043-001
	ITA	8043-005	FIN	8043-009
	NOR	8043-010	TUR	8043-011

Service manual acc. to UL ENG	8020-002
Prefill detector tube (ENG/SWE)	8025-001
Filling pump manual (ENG/SWE)	8026
Novec AIR filling instruction ENG	8041-002
Instruction how to replace pressure switch 6607	8067

User manuals - download from home page:  fogmaker.com/downloads



Description	Language	Item number	Language	Item number
Bus alarm 	CZE	8012-013	NLD	8012-004
	DEU	8012-003	NOR	8012-010
	DNK	8012-014	POL	8012-008
	ENG	8012-002	POR	8012-015
	ESP	8012-007	SER	8012-019
	FIN	8012-009	SLK	8012-018
	FRA	8012-006	SWE	8012-001
	HUN	8012-017	TUR	8012-011
	ITA	8012-005	UZB	8012-020
	KOR	8012-025		



Alarm panel 	CZE	8013-013	KOR	8013-025
	DEU	8013-003	NLD	8013-004
	DNK	8013-014	NOR	8013-010
	ENG	8013-002	POL	8013-008
	ESP	8013-007	POR	8013-015
	FIN	8013-009	RUS	8013-021
	FRA	8013-006	SER	8013-019
	GRE	8013-023	SLK	8013-018
	HUN	8013-017	SWE	8013-001
	ITA	8013-005	TUR	8013-011

Round switch + green led 	CZE	8017-013	ITA	8017-005
	DEU	8017-003	NLD	8017-004
	DNK	8017-014	NOR	8017-010
	ENG	8017-002	POL	8017-008
	ESP	8017-007	POR	8017-015
	FIN	8017-009	SLK	8017-018
	FRA	8017-006	SWE	8017-001-1
	HUN	8017-017	TUR	8017-011
	KOR	8017-025		

Fixed applications	ENG	8047-002	SWE	8047-001
---------------------------	-----	----------	-----	----------






Mini fire suppression system	ENG	8049-002	SWE	8049-001
	ESP	8049-007		

Circuit diagrams

Description	Item number	
	Circuit Diagram 1747-020/6722-05	8082-20
	Circuit Diagram 1747-020/6722-05 Auxiliary relay	8082-21
	Circuit diagram 1747-020-40	8082-22
	Circuit diagram 1743-020-01	8082-24
	Instructions, installation of alarm panel 1746-050 ENG-SWE	8096-050-01


















2023




Other instructions

Description	Item number	
	Solenoid valve instructions, 4926	8081-001
	Solenoid valve instructions, 4926-R	8081-002
	Instructions, signal module SWE ENG DEU ESP	8089-001
	Instructions, manual actuator 1316 ENG-SWE	8094
	Instructions, mounting of single Piston accumulator in double mounts ENG	8098
	Instruction manual, robust actuator 1315-030 ENG-SWE	8099

Labels and Signs





Labels for Piston accumulator and Protection container

Description	Item number
 Piston accumulator serial no. ENG <i>Please provide serial number when ordering!</i>	8100
Label Piston accumulator Serial no. POR	8100-015
 Piston accumulator Serial no Robotic cell ENG <i>Please provide serial number when ordering!</i>	8100-4
 Marker next annual control-for 8100/8100-4	8105
 Marker freezing point suppressant-for 8100	8106
 Next 5/10-year service ENG – SWE – DEU – ESP	8101
 Piston accumulator/protective container warning ENG	8104
 Label Piston accumulator/Protection box Warning POR	8104-015
 Piston accumulator/protective container "Warning, contains gas" ENG-DEU-ESP-FRA-NLD-SWE-FIN	8207
 Label "Warning contains gas" ENG-POR+all languages	8207-015
 Piston accumulator "CE Marking and pressure test" ENG. <i>Please provide serial number when ordering!</i>	8190
 Piston accumulator E5 R107	8193
 For valve generation 1 "Safety screw" ENG	8107
ESP	8423
 Connection hose on double/triple fire extinguishers-4117	8223
 FIA-Approved extinguisher serial number ENG	8100-FIA
 FIA-approved marker freezing point alcohol-resistant suppressant	8106-02
 FIA EX.047.18 Suppressant-35, 3.3 L	8195
FIA EX.048.18 Suppressant-35, 8 L	8196
 FIA EX.047.18. EXT001 alcohol resistant-35 3.3 L	8197
FIA EX.048.18. EXT001 alcohol resistant-35 8 L	8198



Description		Item number
	Label Suppression liquid 1837 Fogmaker Eco 1	8137
	Label round yellow for bottom of AIR+FUZE-ext	8115
	Plastic washer "No gas" ENG	8472

Labels for detection system



2023

Description		Item number
	Hydropneumatic detector bottle ENG	8120-01
	Label for Hydro-pneum. detector bottle AIR ENG	8120-01-01
	POR	8120-01-015
	Serial number detector bottle <i>Please provide serial number when ordering!</i>	8191
	Detector gas cylinder 1740 ENG	8435
	Label detector tube pictogram	8220

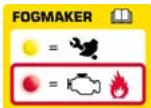






Labels for MFSS

Description		Item number
	Mini Fire Suppressant System (MFSS)-Serial no. ENG	81005
	Label Marking MFSS Mini Fire Suppression System	8117







Labels for Novec system

Description		Item number
	Label fire extinguisher Novec ENG	8108-02
	Label "Novec 1230 Fire Suppression System"	8112


Alarm button and actuator labels/signs

Description		Item number
	Label pictogram alarm Fire (red light) error (yellow light)	8116
	Label for button 6970-05 pictogram	8478
	Label for switch protection 6993-2-1	8118
	Seal label with perforation for actuation switch 6992	8133
	Label actuator SWE	8201-01
	Label actuator ENG	8201-02
	Label "Fire Alarm" SWE	8205-01
	Label "Fire Alarm" ENG	8205-02
	Label "Fire Alarm" DEU	8205-03
	Label/Sticker "Fire alarm" POR	8205-015
	Label/Sticker "Fire alarm" GRE	8205-023
	Label "E" Activation Motorsports	8201



Signs

Description		Item number
	Plate Manual actuator Pictogram	8224
	Plate "Smoke Alarm Upper deck" ENG	8309
	Plate "Engine fire" ENG	8315
	Plate "Fogmaker Test"	8315-10
	Plate "Activation of fire suppression system - Engine room" Pictogram	8318
	Plate "Activation of fire suppression system - driver area" Pictogram	8319







Labels for service information

Description	Item number	
	Label "Annual Control" SWE	8111-001
	Label "Annual Control" ENG	8111-002
	Label "Annual Control" DEU	8111-003
	Label "Annual Control" FRA	8111-006
	Label "Annual Control" NOR	8111-010




Handheld extinguisher labels

Description	Item number	
	Label for handheld extinguisher Year marker Annual control	8105-01
	Decal handheld fire extinguisher pictogram	8225

Marketing labels

Description		Item number
	Label/sticker Fogmaker logo 10x3 black	8208
	Decal Fogmaker Logo White 300x100mm	8479
	Decal Fogmaker Logo Black 300x100mm	8480
	Decal Fogmaker Logo with subtitle Black 350x100mm	8481
 100*35	Decal "The engine compartment is protected" Dome decal SWE	8470-001
	Decal "The engine compartment is protected" Dome decal ENG	8470-002
	Decal "The engine compartment is protected" Dome decal DEU	8470-003
	Decal "The engine compartment is protected" Dome decal ITA	8470-005
	Decal "engine compartment is protected" Dome decal ESP	8470-007
	Decal "The engine compartment is protected" Dome decal FIN	8470-009
	Decal "engine compartment is protected" Dome decal NOR	8470-010
	Sticker "This engine room is protected" Domedecal GRE	8470-023
 480*100	Decal "Fogmaker" SWE	8471-001
	Decal "Fogmaker" ENG	8471-002
	Decal "Fogmaker" DEU	8471-003
	Decal "Fogmaker" ESP	8471-007

Demo boards, Customer case

Description		Item number
	Demo board stand (complete)	2709-DEMO
	Demo board MFSS (complete)	271005-DEMO
	Fogmaker customer meeting carrying case	9000

Brochures

Description	Item number	
	Brochure Bus ENG	8050-01-002
	SWE	8050-01-001
	DEU	8050-01-003
	FRA	8050-01-006
	ESP	8050-01-007
	Brochure port/material handling machines ENG	8050-03-002
	DEU	8050-03-003
	Brochure mining machinery ENG	8050-04-002
	SWE	8050-04-001
	ESP	8050-04-007
	Brochure Forest Machines ENG	8050-05-002
	SWE	8050-05-001
	ESP	8050-05-007
	Brochure Airport Machines ENG	8050-06-002
	DEU	8050-06-003
	Brochure Motorsport FIA SWE	8050-07-001
	Brochure Agriculture ENG	8050-08-002
	DEU	8050-08-003
	SWE	8050-08-001
	Brochure Electrical vehicles (EV) ENG	8050-09-002
	DEU	8050-09-003
	Brochure After market Service ENG	8050-10-002
	SWE	8050-10-001
	DEU	8050-10-003
	Brochure Fogmaker general EN	8051-002
	SWE	8051-001
	DEU	8051-003

2023

Index

B

Brackets 7-8, 16, 27, 29

C

Cable connectors 36

Cable tie 33

Chemicals 43

Circuit diagrams 47

Clamp 7, 27, 29, 33

Conduit 30

Coupling 6mm 31

D

Detector bottles 28

Detector liquid 43

Detector tube 30

Distribution hoses 20-23

E

Electric Activation 1, 12-13, 39

Extinguishant 43

H

Hand extinguisher 42

Heat protection 23, 30

Hose 14, 20-23, 41

I

Installation Manual 45

Instructions II, IV, 44-47

L

Labels 48-53

Lubricant 43

M

Manual actuators 38-40

Manuals 45-46

(MSDS) Material Safety Data Sheet 44

Mechanical Activation 1, 38

Mini fire suppression system 16

N

Novac™ extinguisher 17

Nozzles 18

Nut 11, 26

O

O-rings 12-16, 18, 28,
30, 40-41

P

Pipe 24

Piston accumulators, Ø 178 3

Pressure gauge 12, 15, 29, 40

Pressure switch 12, 16, 29

Pressure transmitter 12, 29

Protective coil 30

Protective containers 9-10

Protective heat/conduit 23, 30

R

Refilling kit 15

S

Schrader adapters 27

Screws 11, 14, 32

Seal (break to open) 14, 16, 40, 50

Service 12-15, 45

Solenoid valve 40

Spray nozzles 18

Steel rubber clamps 27, 29, 33

T

Technical documentation 44-47

Tools 41

Tube 17, 30

U

User manuals 46

V

Valve IV, 12-13, 28, 40

